



District Report Card: 2017


State: Jharkhand	District: Kodarma
Class: 8	Subject: Language
Schools: 49	Students: 1203


Participation/Coverage


Students

GENDER 	Boys		Girls	
	Number	%	Number	%
	429	35.66	774	64.34

AREA 	Rural		Urban	
	Number	%	Number	%
	1074	89.28	129	10.72

CATEGORY 	SC		ST		OBC		GEN	
	Number	%	Number	%	Number	%	Number	%
	230	19.12	8	0.67	879	73.07	86	7.15

CWSN 	LD	VI	HI	S&LD	ID	Oth
	3	4	4	4	1	44

Management 	Government		Government-aided	
	Number	%	Number	%
	1182	98.25	21	1.75

Average Performance of Students in Language (%)

Overall	Gender		Area		Management		Social Group			
	Male	Female	Rural	Urban	Govt.	Aided	SC	ST	OBC	GEN
60.59	61.97	59.83	60.88	58.24	60.78	50.16	56.64	50.00	60.65	71.55

Performance on Learning Outcomes (LOs)

Learning Outcomes	Description	Average Performance(%)
L813	Read textual/non-textual materials with comprehension and identifies the details, characters, main idea and sequence of ideas and events while reading	60.59

Range of Performance of Students who Answered Correctly							
Below 30%		30% - 50%		50% - 75%		Above 75%	
Number	%	Number	%	Number	%	Number	%
154	12.80	231	19.20	457	37.99	361	30.01

Lowest Performing Learning Outcomes (LOs)

1 - Read textual/non-textual materials with comprehension and identifies the details, characters, main idea and sequence of ideas and events while reading (60.59)